



Fenestration Solutions Australia are excited to introduce the innovative Lift & Slide Door Systems from Europe.

What is Lift & Slide?

Like the design of sliding doors in cars and vans, Lift-Slide door systems separate the sliding and sealing/locking actions from each other. Lift-Slide allows the door panels to be lifted above the track and slide (roll) easily when opening or closing the door.

How do they work?

Starting from the closed position, the door is locked and the weather seals are engaged in compression. With a 180° turn of the door handle the door unlocks, engages the wheels and lifts up by approx 13mm. This then allows sliding with little effort and without rubbing against any weather seals.

When lowered, the door is locked and the weight of the panel provides continuous contact between the floor and the double gasket weather seal, creating a better weather barrier and excellent security.

Key Features

- The HAUTAU Atrium HS
- Capable of sash sizes up to **3m High** and **3.3m Wide**
- Sash weights up to **400kg each (300kg standard)**
- Between **2 & 6 Panels** per opening and up to **18m Wide**
- **Multipoint** Locking through single operation of handle
- Double Sash seals on all sides of the panel(s)
- Hardware is compliant with all European standards.

Product Benefits

- Doors can be built to the size of an entire wall making them the ideal choice when expansive openings are desired, opening up to the outdoors and improving sun-rooms, alfresco areas or just rooms with a view.
- Wider panels means less mullions obstructing beautiful panoramic views
- Significantly reduced drag & wear of the weather seals when compared with conventional sliding doors, thus improving lifetime & performance. Unlike conventional sliding doors, Lift-Slide panels only rest on the wheels when being moved. This avoids flat spots and difficulty of operation.



The Hardware

HAUTAU is the only manufacturer equipping the highly corrosion protected bogies with cleaning brushes. This is effecting a self cleaning process on the running track with each operation. The rollers are protected from dirt and long term damage while operation of the Atrium HS is engineered optimally for effortless rolling for many years to come.



Elegant HAUTAU design handle – acceptable small and discreet.



- Thanks to the well engineered Locking Gear with considerably reduced torque, operation of the turn handles allows for light and easy operation, even of large and heavy sashes.
- All functions of lift-slide doors are very easily controlled via the elegant HAUTAU design handle.
- High anti-burglary resistance with superior hardware design and function. Increased security can be achieved by means of additional components.
- Excellent corrosion protection due to the special surface coating.
- Extension gears are also available for increased range of application, i.e. for sash heights up to 3300 mm.
- A useful night ventilation feature is also built into the HAUTUA Atrium HS system. This allows for the ability to circulate fresh air while keeping safe and secure.

DESIGNS

- Fittings with 4-wheel carriages and clamp fixed connecting bar
- Wheels made of fabric reinforced laminated plastic with ball bearing
- For sash thicknesses from 56 mm to 92 mm and sash clearances of 28 and 10 mm
- Lift-locking gear with 37.5 and backset and cylinder bore

Handle Operation



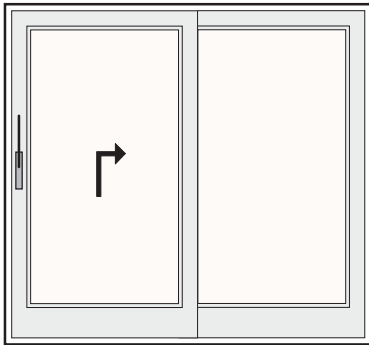
Handle in **SLIDE** position




Handle in **CLOSED** position




Door Schemes / Configurations



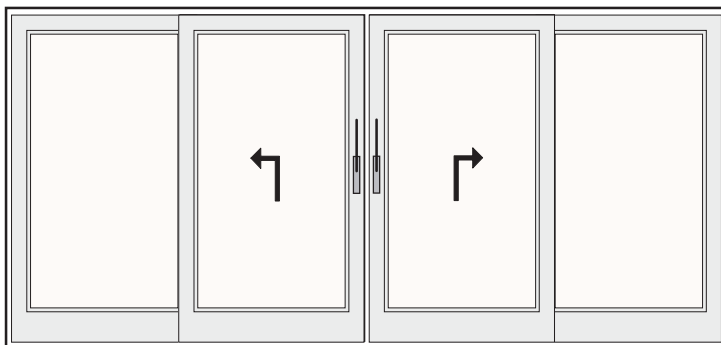
Scheme A
1 lift-slide door, 1 fixed panel




Scheme D
2 lift-slide doors




Scheme G
1 lift-slide door, 2 fixed panels




Scheme C
2 lift-slide doors, 2 fixed panels



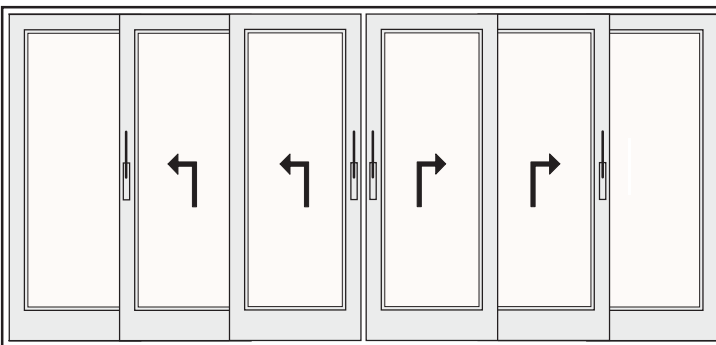
Scheme H
3 lift-slide doors



Scheme F
4 lift-slide doors



Scheme E
2 lift-slide doors, 1 fixed panel



Scheme L
4 lift-slide doors, 2 fixed panels

*All drawings are INSIDE view
Scheme A,G & E show LEFT Hand fittings.*

Design Criteria

**Contact us:****Fenestration Solutions Australia Pty Ltd**

ABN: 94 133 390 593

1/11 Ashley Park Dve, Chelsea Heights, VIC Australia, 3196

PO Box 322, Patterson Lakes, VIC Australia, 3197

Ph: +61 (3) 9773 3966

Fax: +61 (3) 9773 3988

Email: sales@fsa-us.com.au